

Abrasive Cutting Nozzle AUTOLINE II™

High Speed, Self-aligning, Cutting Nozzle

Independent tests prove the AUTOLINE™ Abrasive Cutting Nozzle cuts faster and at a lower cost than any other nozzle.

New, Simplified Modular Design

The new AUTOLINE II™ has an easier fitting for the abrasive hose, an abrasive inlet mounted at an angle for improved flow and a new, larger wear insert which is much easier to replace. The modular design of the AUTOLINE II™ provides the ultimate in efficiency: Like the original AUTOLINE™, all wear components can be changed individually, as needed, allowing maximum efficiency. In all abrasive cutting heads, there are three areas of wear: the orifice, the mixing chamber, and the focusing tube. The AUTOLINE™ enables the individual replacement of any wear component, maximizing efficiency to achieve the lowest operating cost.

Simple, Self-aligning Components

The self-aligning components of the AUTOLINE II™ provide true, perfect alignment to extend the life of focusing tubes and mixing chambers. Everyone *claims* alignment, however, only the precision finish of the orifices in the AUTOLINE II™ enable true precision alignment. Focusing tubes last longer and wear evenly in an aligned cutting head.

Proven to be Best

Independent tests have shown that the AUTOLINE™ design is the ultimate in efficiency and has the lowest operating cost. Tests performed by the University of Missouri-Rolla showed that the AUTOLINE™ design achieved the best overall cutting performance for speed and efficiency. Fast cutting and low abrasive consumption helped it to win the top position. Of course, if you're more interested in speed than efficiency, the orifice can be replaced with a larger size with just a quarter turn of the insert body.


The net result is an outstanding nozzle that delivers a sharper, more coherent, cutting stream for faster cutting while using less abrasive. AUTOLINE II™ is the best, most precise option.



The KMT Waterjet Family of Products

The AUTOLINE II™ was designed to work with the complete line of KMT Waterjet cutting head components and the new STREAMLINE™ SL-V line of pumps. This new line of pumps is available in more sizes and with state-of-the-art features.

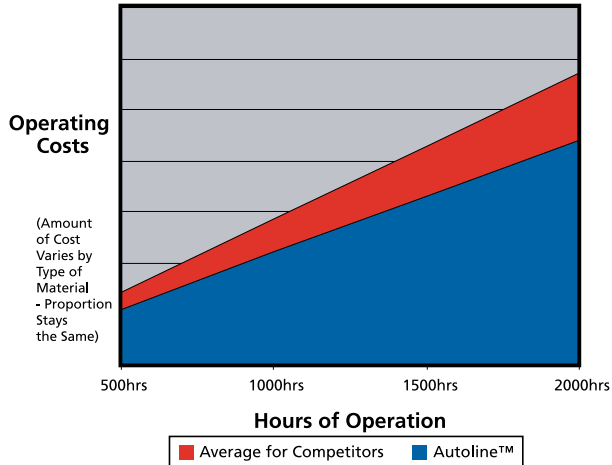
Please call to discuss your applications or to receive more information on any high pressure component. KMT Waterjet has a network of trained and certified technicians available to provide Cutting Edge Solutions.



Operating Cost Analysis of Abrasive Cutting Nozzles

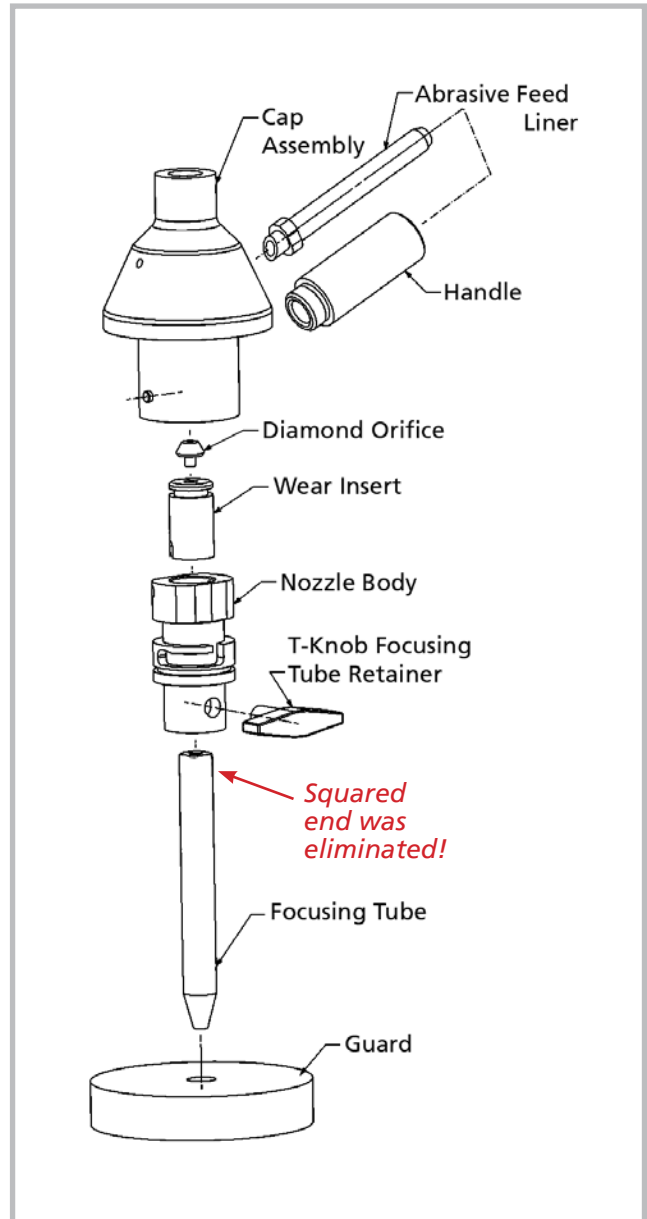
Comparison made using identical operating conditions

Test results provided by Missouri-Rolla



Summary of Features

- NEW!** • **Wear Insert** - Larger and relocated for visibility and easy access.
- **Same Interior Geometries** - High performance cutting with very efficient abrasive usage.
- **Easy Orifice Change** - No tools required.
- NEW!** • **Weep Hole Indicator** - Shows when orifice needs to be tightened further, eliminating over-tightening to protect both the orifice and the nozzle tube.
- NEW!** • **Re-designed Knob** - T-Knob designed for easy focusing tube tightening and dis-assembling.
- NEW!** • **Angled Abrasive Inlet** - Inlet is mounted an angle which allows for a faster abrasive flow.
- NEW!** • **Easier Hose Attachment** - Abrasive feed hose slips over inlet for easier visual attachment.



Authorized Representative:



KMT Waterjet Systems Inc.

635 W. 12th Street • P.O. Box 231 • Baxter Springs, KS 66713
 Tel.: 1-620-856-2151 • Fax: 1-620-856-5050
www.kmtgroup.com • info.waterjet@kmtgroup.com